1.

M0717_04 rauch

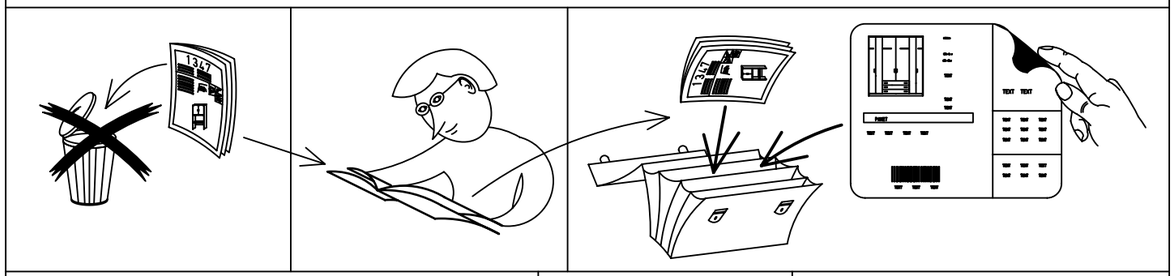



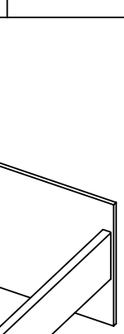

90-120cm

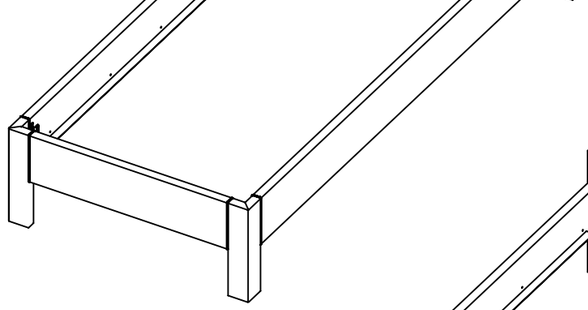

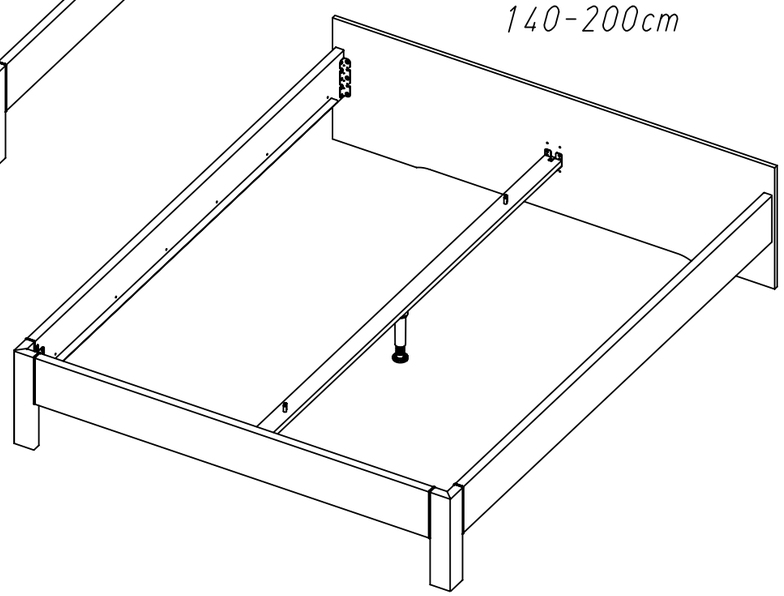

140-200cm

2.



25

6,3x18

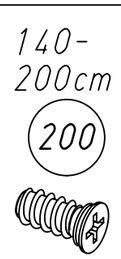

140-200cm

200

6,3x14



202

4,5x16

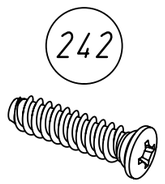

242

6,3x25

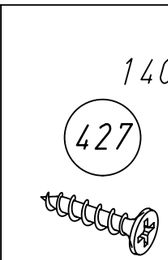

140-200cm

427

4x20

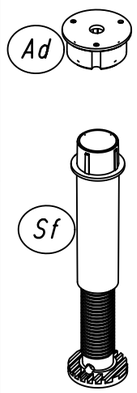

Ad

Sf

140-270

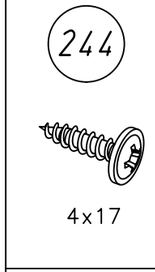

244

4x17

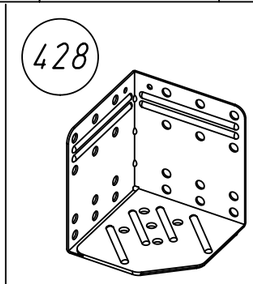

428

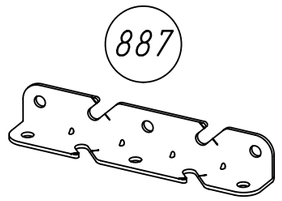

887

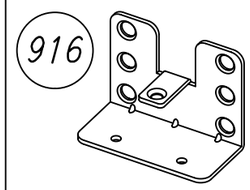

140-200cm

916

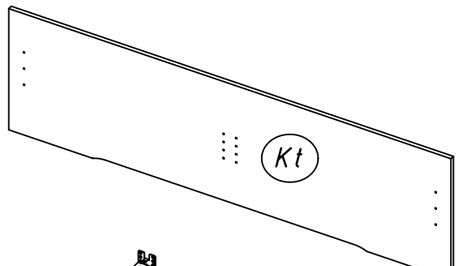

Kt

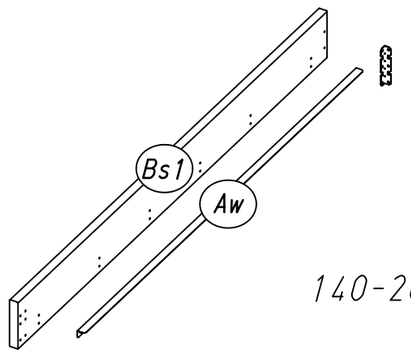

Bs1

Aw

140-200cm

Lt

Ad

Sf

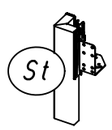

St

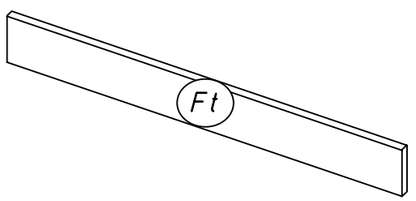

Ft

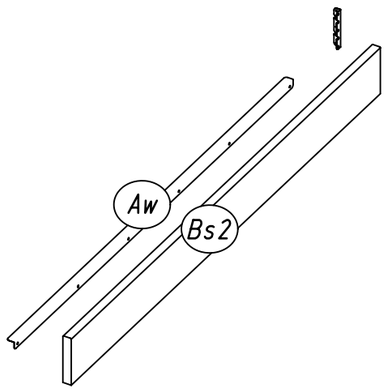

Aw

Bs2

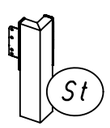

St

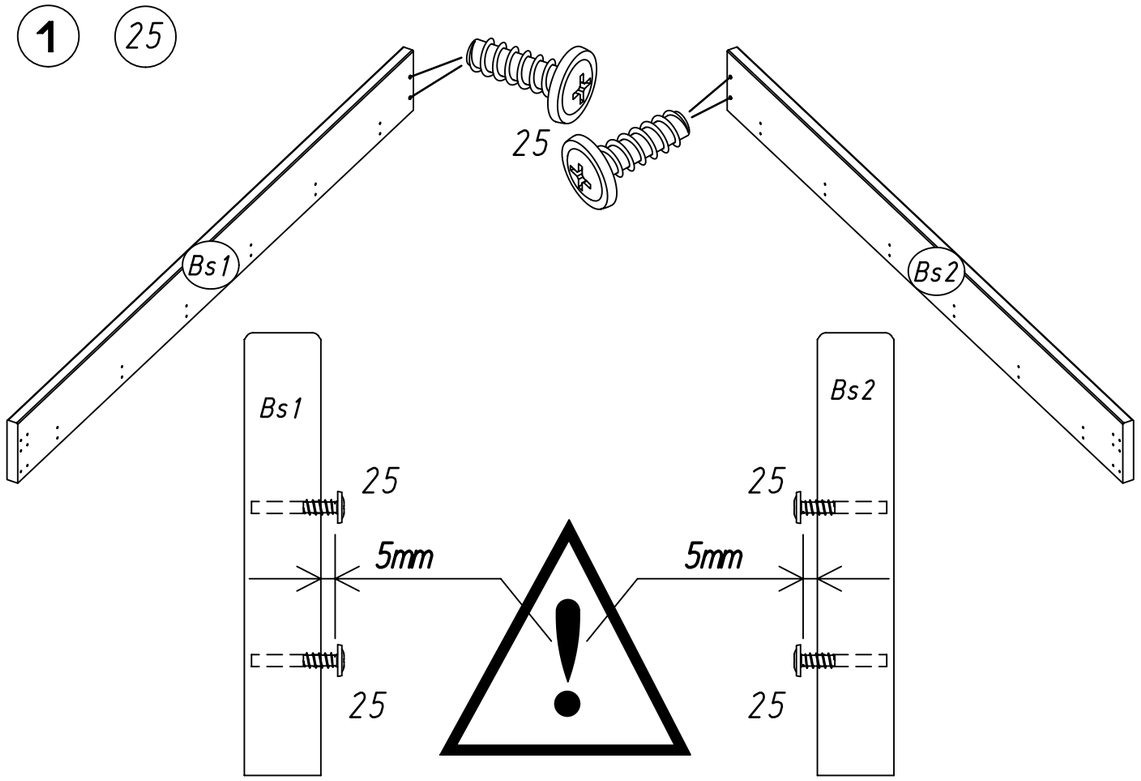
1
25
25
Bs1
Bs2
Bs1
Bs2
25
25
5mm
5mm
25
25

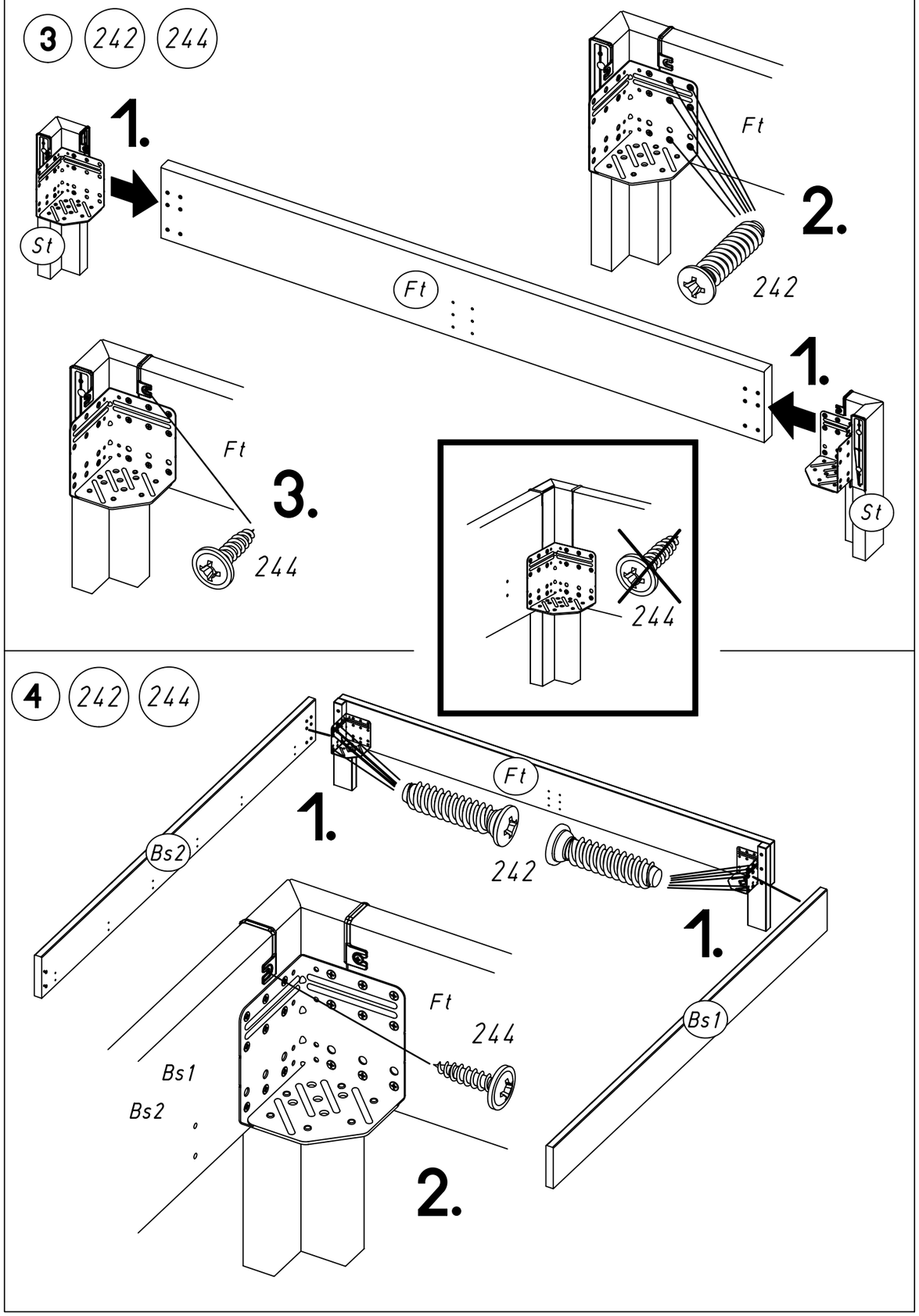
3
242
244
1.
St
Ft
2.
242
Ft
1.
St
3.
Ft
244
244
4
242
244
Ft
1.
Bs2
242
1.
Bs1
Ft
244
Bs1
Bs2
2.

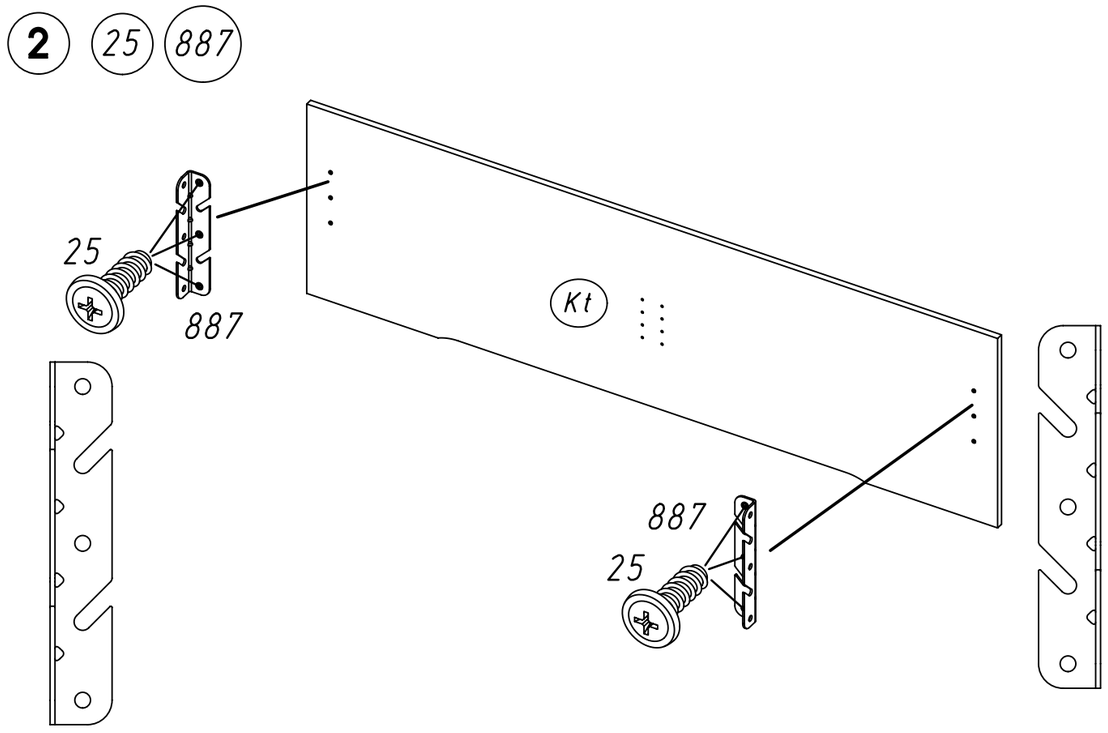
2
25
887
25
887
Kt
887
25

5

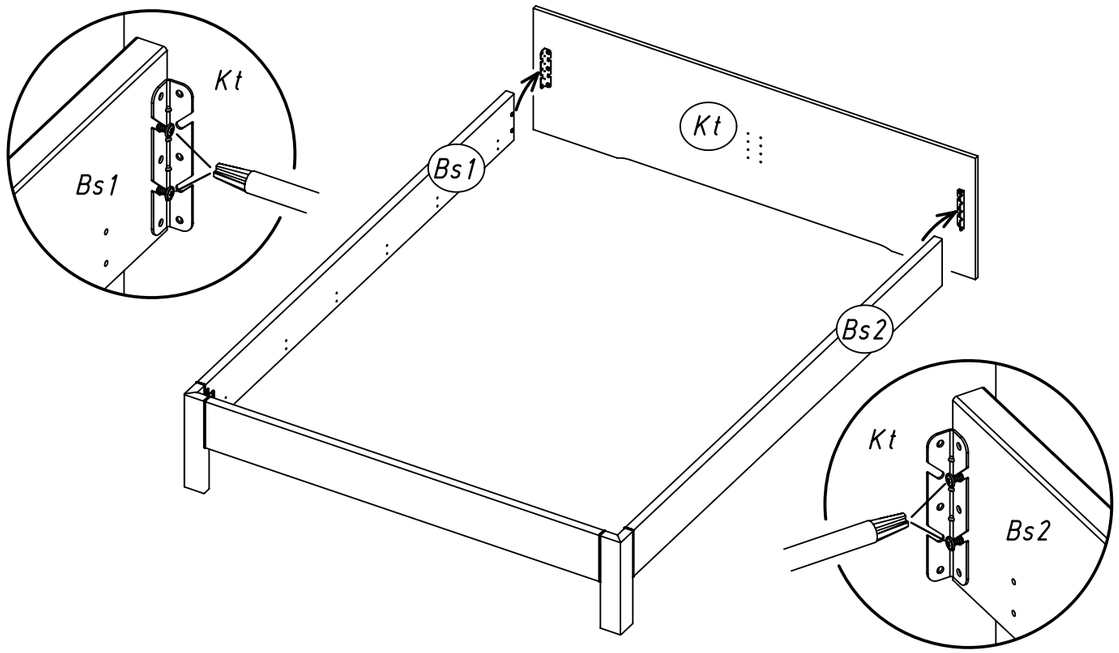

6 202

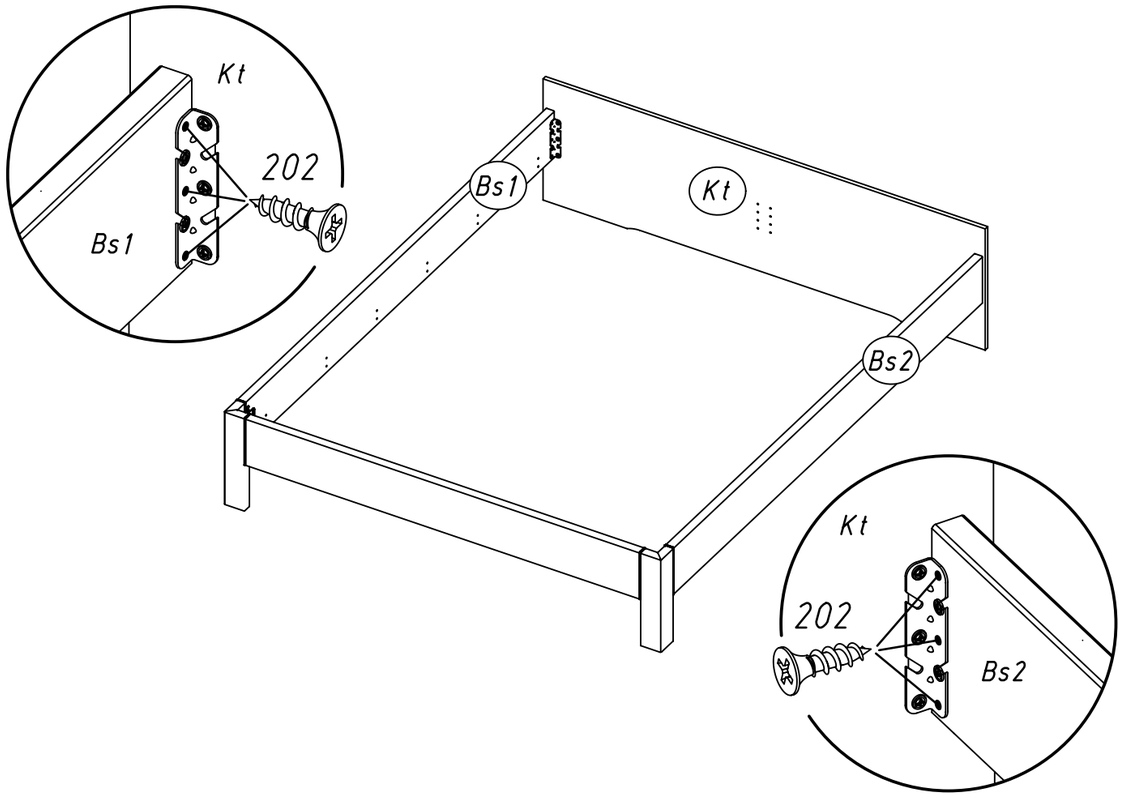

7 25

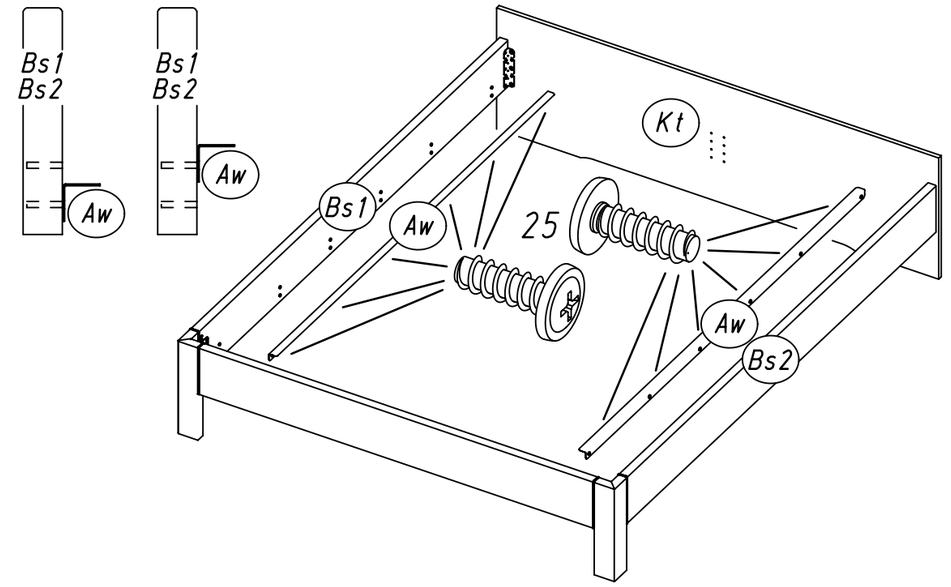

8 200 916

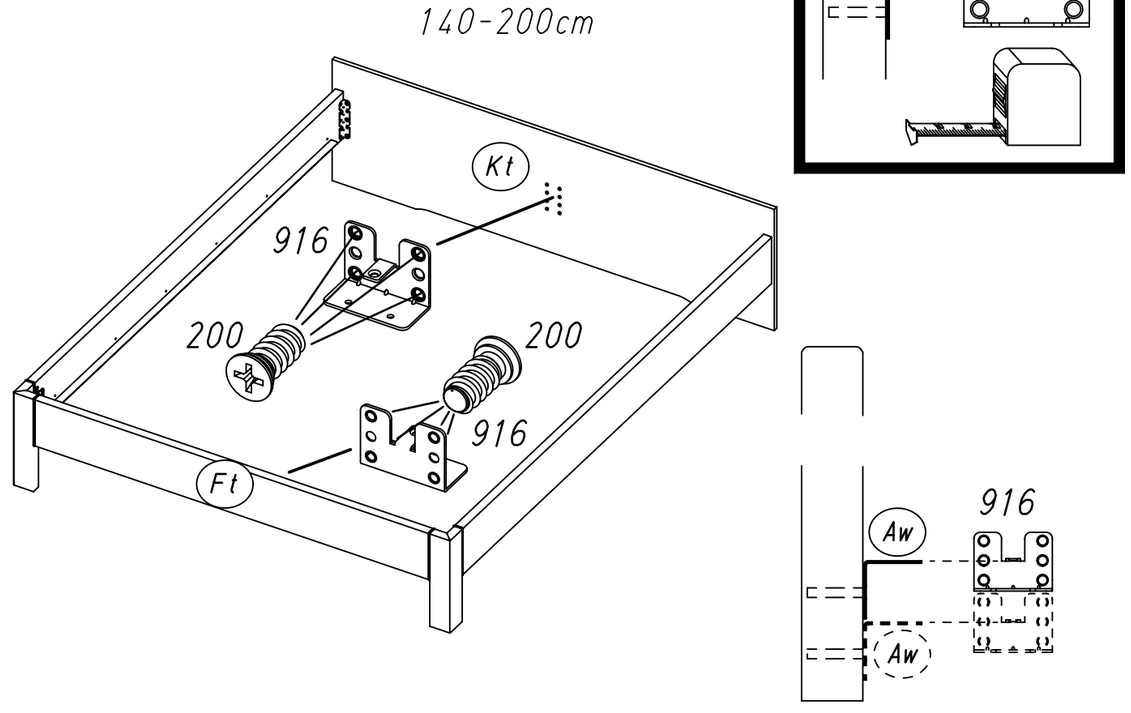

9 427

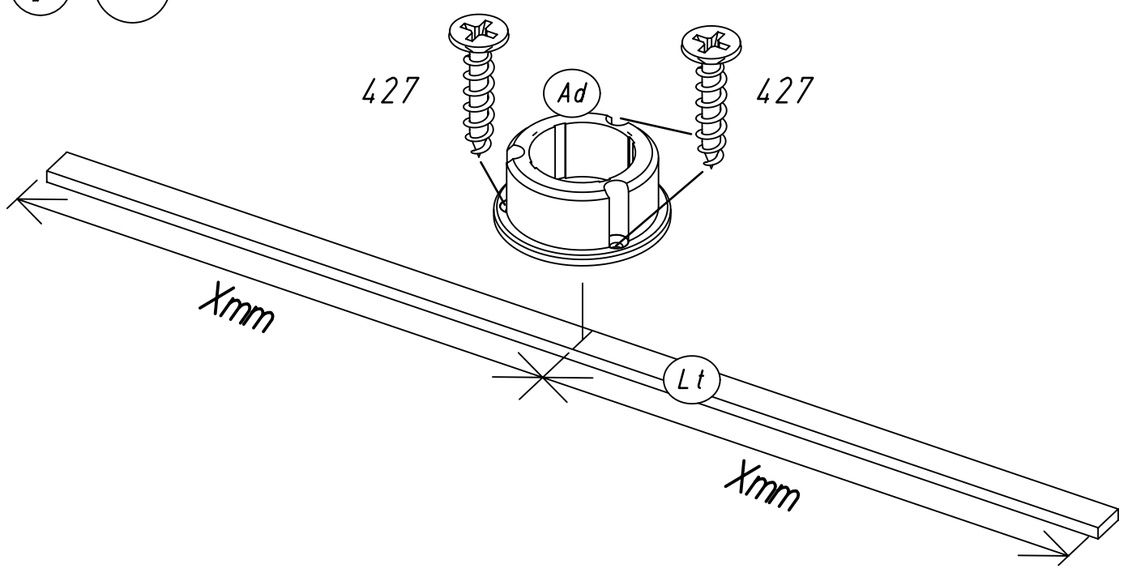

140-200cm

10 202

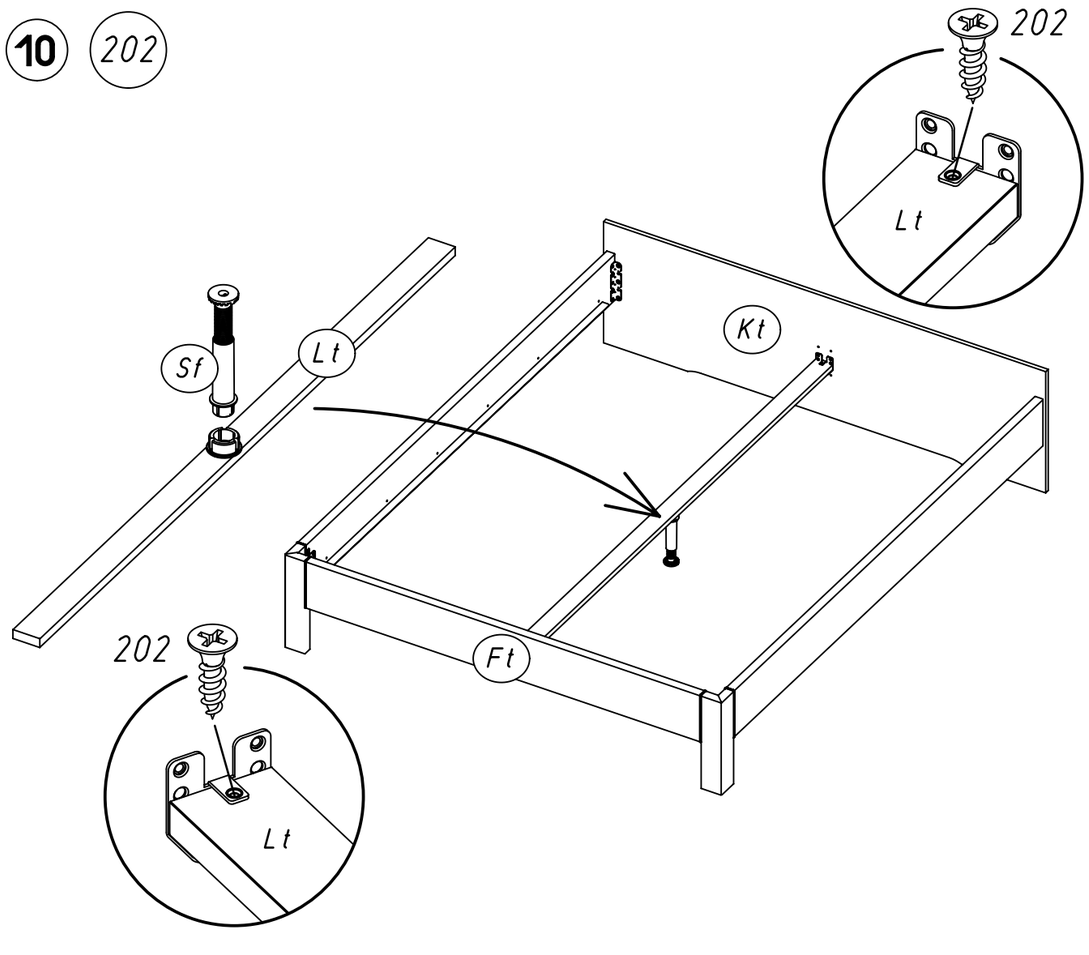

11 140-200cm

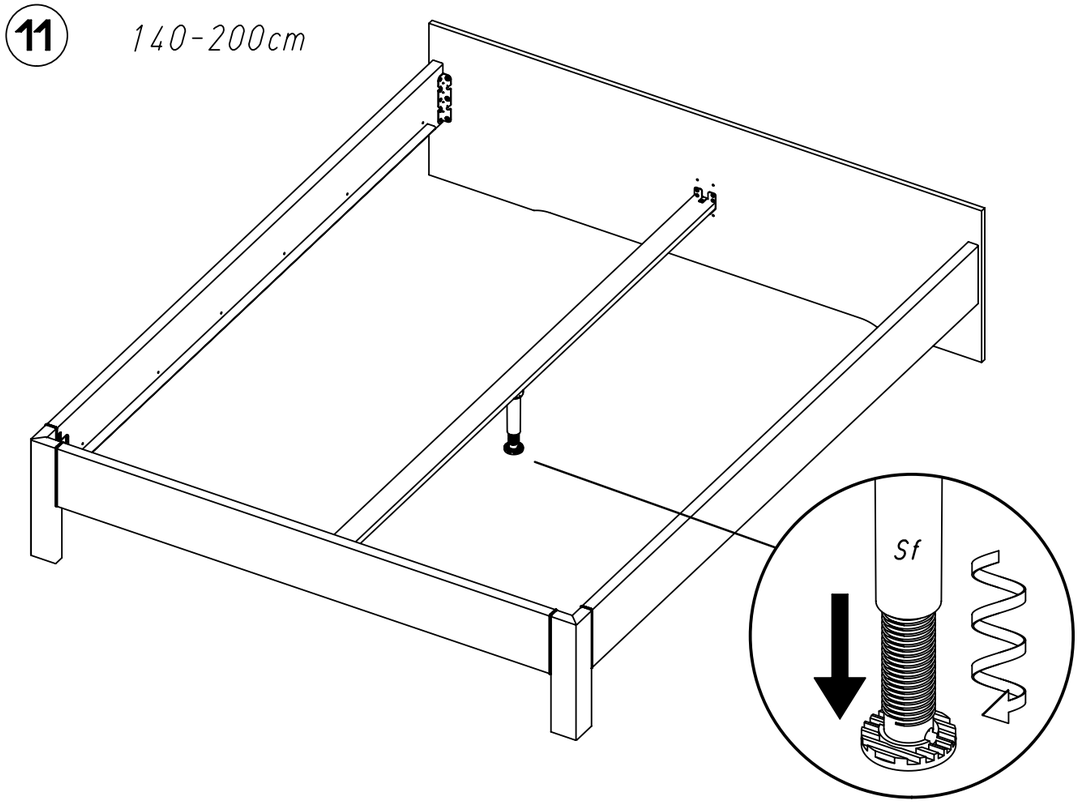

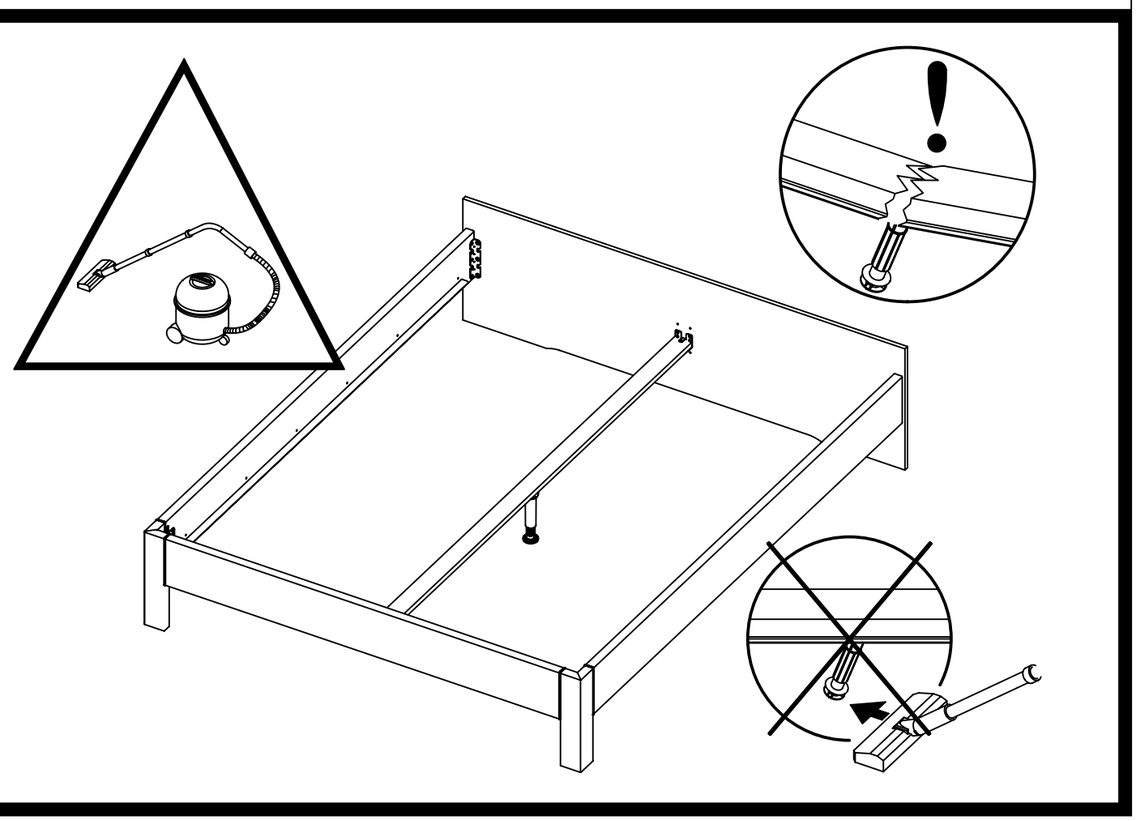

9.

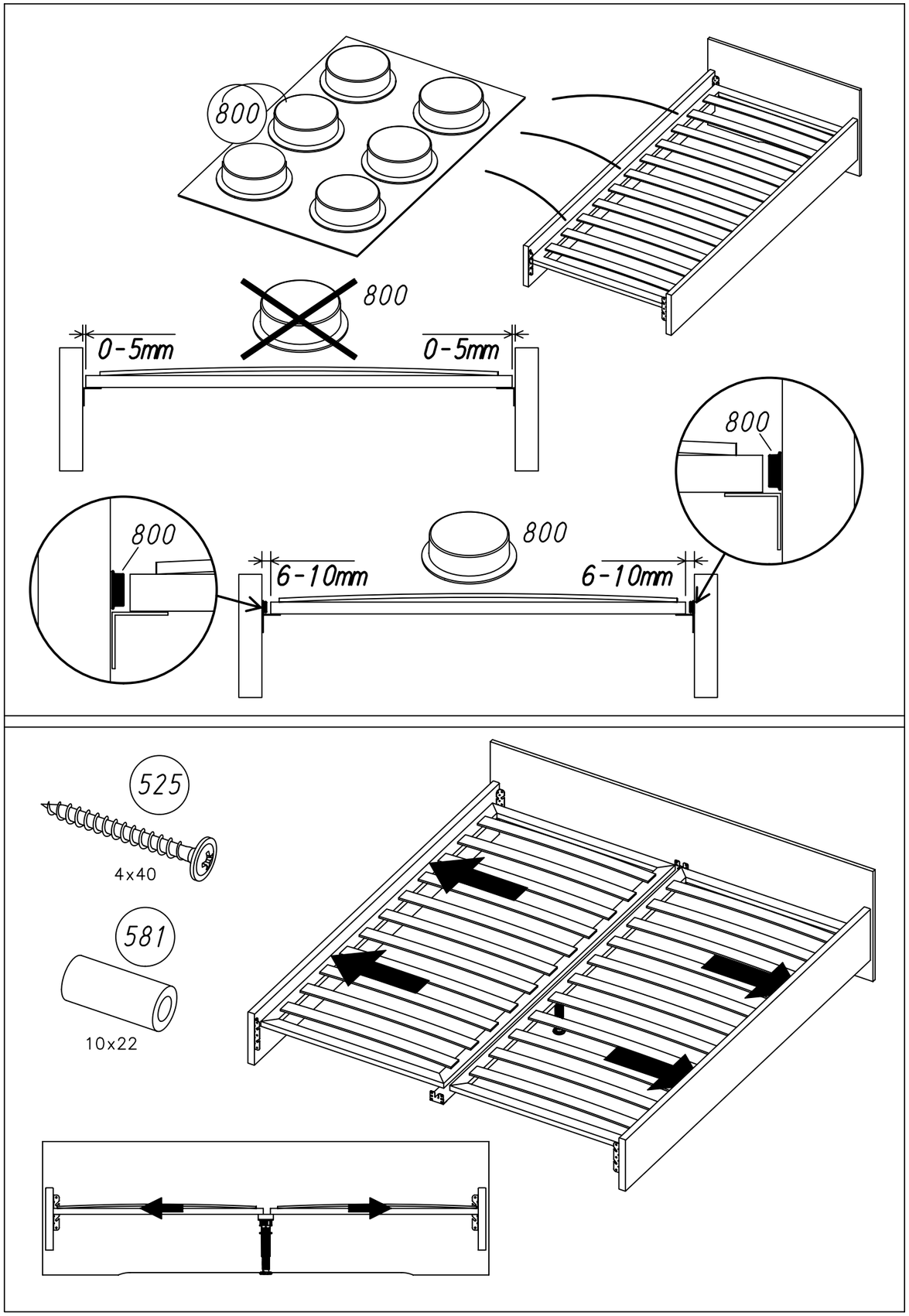

M0717

10.

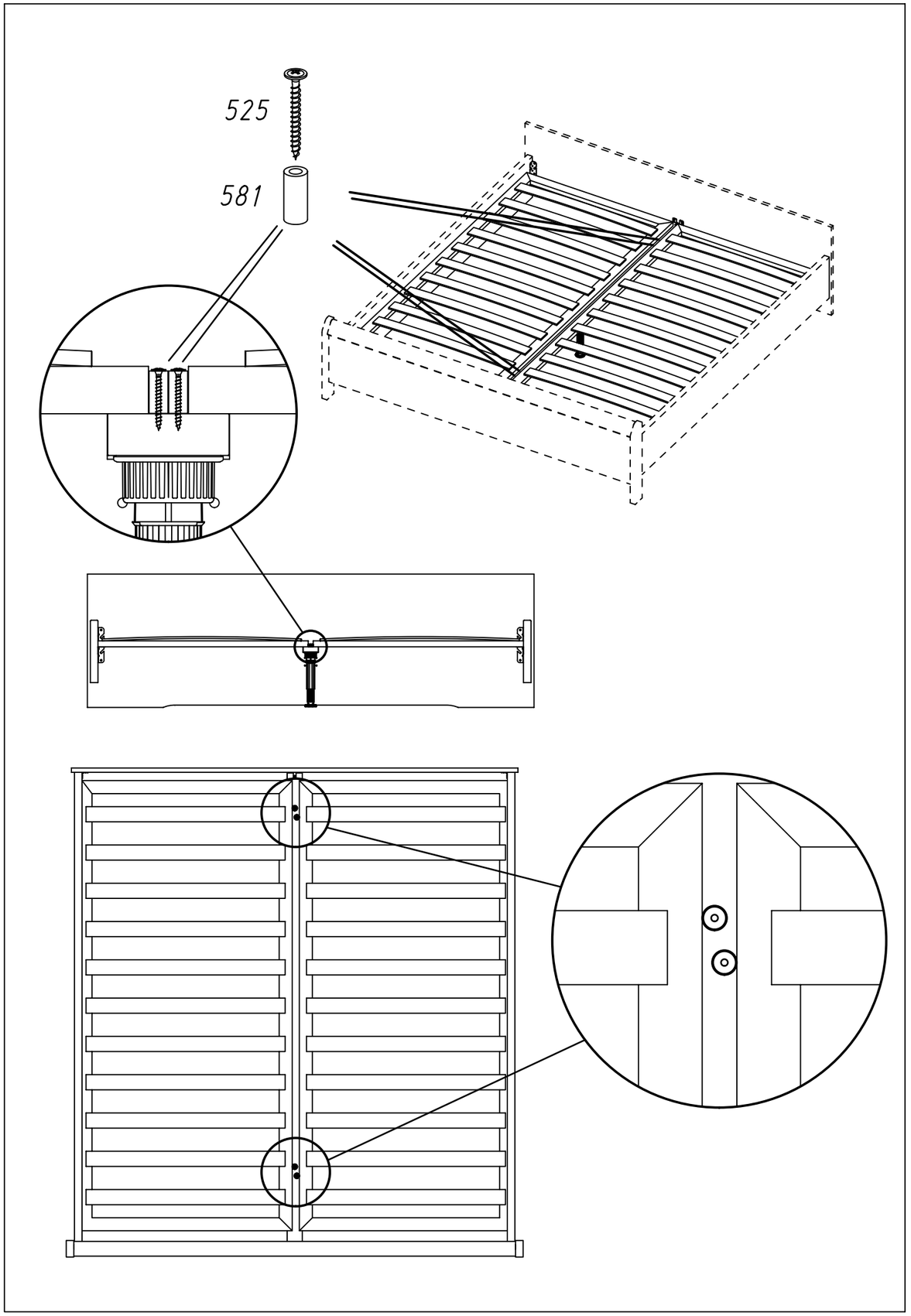

M0717

Kundeninformation | Customer Information

Rauch Möbelwerke GmbH
Wendelin-Rauch-Strasse 1
97896 Freudenberg/Main
Germany

service@rauchmoebel.de
www.rauchmoebel.de
www.rauchmoebel.de/zubehoer

made in GERMANY

Weitere Informationen zum Umweltzeichen "Blauer Engel" erhalten Sie unter:
www.rauchmoebel.de/unternehmen/qualitaet-amp-umwelt.html

Informationen zu Garantie-Bedingungen: **www.rauchmoebel.de/topnavigation/service/garantie.html**

Information on the warranty conditions
Informations concernant la garantie
Informatie over de garantie
Informationi sulla garanzia
Informacije o garancije
Informacije o jamstvu
Find garancia feltételeit
Информация за гаранционните условия
Informace ohledně záruky
Information beträffande garanti
Informații privind garanția
Información sobre la garantía



D CH AT LI LU Kleinteile und Verpackungsfolien bei der Möbelmontage von Kindern fernhalten!
GB US Keep small parts and plastic film out of the reach of children!
FR BE NC Tenir les petites pièces et les films plastiques hors de la portées des enfants!
NL Houd de kleine onderdelen en de plastic folie uit de buurt von kinderen!
IT Tenere i componenti di piccole dimensioni e le pellicole di plastica fuori dalla portata dei bambini!
SI Majhnih delov in embalažne folije pri montaži pohištva hranite izven dosega otrok!
XS HR BA Male dijelove i foliju za pakovanje prilikom montaže namještaja držite dalje od djece
HU Bútorszerelés közben a kis alkatrészek és a csomagoló fóliák gyermekektől távol tartandók!
BG Дребни детайли и опаковъчни фолиа да се държат далеч от деца при монтажа на мебелите!
CZ SK Při montáži nábytku uchovávejte drobné díly a obalové fólie z dosahu dětí!
SE Vid möbelmontering ska smådelar och förpackningsfolien hållas oåtkomliga för barn!
RO Ţineţi departe de copii piesele mici şi folia de ambalat la montarea mobilei!
ES ¡Durante el montaje, mantenga alejados de los niños las piezas pequeñas y el material plástico de embalaje!



D CH AT LI LU Möbelmontage muss auf ebenem Untergrund erfolgen. Bei Wandmontagen immer geeignetes Befestigungsmaterial verwenden.
GB US Furniture must be assembled on a flat surface. For assembly to the wall only use suitable fixing materials.
FR BE NC Le meuble doit être monté sur une surface plane. Pour le montage mural, utilisez des accessoires de fixation adapté au type de mur.
NL De meubels dienen ob een vlakke ondergrond te worden gemonteerd. Voor wandmontage moeten geschikte bevestigingsmaterialen worden gebruikt.
IT Il montage dei mobili deve avvenire su un fondo piano. Per il montaggio si prega di utilizzare solo materiali adatti.
SI Pohištvo je treba montirati na ravni podlagi. Pri stenski montaži vedno uporabite pritrditveni material.
XS HR BA Namještaj se mora montirati na ravnoj podlozi. Kod montaže na zid uvijek koristite prikladan materijal za pričvršćivanje.
HU A bútorszerelést sík felületen kell végezni. Falra szereléshez mindig megfelelő rögzítőanyagot kell használni.
BG Монтажът на мебелите да се извършва на равна основа. При стенен монтаж винаги да се използва подходящ крепежен материал.
CZ SK Montáž nábytku provádějte na rovném podkladu. Při montáži na stěnu používejte vždy vhodný připevňovací materiál.
SE Montering av möbeln måste göras på jämnt underlag. Vid väggmontering ska lämpligt uppfästningsmaterial användas.
RO Montarea mobilei trebuie să se realizeze pe o pardoseală dreaptă. La montarea la perete utilizaţi întotdeauna material de fixare adecvat.
ES El montaje debe efectuarse sobre una superficie uniforme. En el montaje mural emplee siempre el material de fijación adecuado.



D CH AT LI LU Bitte beachten Sie die Montageanleitung. Halten Sie immer die angegebene Wattzahl ein. Verhindern Sie einen Hitzestau.
GB US Please observe the assembly instructions. Do not exceed the max. given wattage. Ensure that the heat is not allowed to build up.
FR BE NC Veuillez respecter la notice de montage. Respectez impérativement le nombre des watts maximal. Veillez à éviter toute accumulation de chaleur.
NL Lees a.u.b. de montagehandleiding door. Houd u beslist aan het max. opgegeven wattage. Zorg ervoor dat geen hittestuwing onstaat.
IT Attenersi alle istruzioni di montaggio. Rispettarsi rigorosamente il numero di watt max. indicato. Assicurarsi che non si verifichi un accumolo di calore.
SI Upoštevajte navodila za montažo. Vedno upoštevajte navedeno število vatov. Preprečite zastoj vročine.
XS HR BA Obratite molimo Vas pozor na uputu za montažu. Uvijek se pridržavajte navedenog broja vati. Izbjegavajte zastoj vrućine.
HU Vegye figyelembe a szerelési útmutatót. Mindig tartsa be a megadott wattszámot. Akadályozza meg a hőtorlódást.
BG Моля, вземете под внимание ръководството за монтаж. Спазвайте винаги посочените ватове. Избягвайте акумулиране на топлина.
CZ SK Dodržujte prosím návod k montáži. Vždy dodržujte uvedenou hodnotu výkonu (watt). Zabráníte tak přehřívání.
SE Följ monteringsanvisningen. Följ alltid angivet wattal. Undvik att hetta uppstår.
RO Respectaţi instrucţiunile de montaj. Respectaţi întotdeauna numărul de waţi impus. Evitaţi acumularea de căldură.
ES Le rogamos que tenga presente las instrucciones de montaje. Respete siempre el número indicado de vatios. Evite la acumulación de calor.



D CH AT LI LU Halten Sie die max. zulässigen Belastungswerte der Möbelteile ein. Details siehe Montageanleitung und www.rauchmoebel.de/belastung.
GB US Comply with the max. permissible loads. For details, please refer to the assembly instructions or find at www.rauchmoebel.com/load.
FR BE NC Respectez les valeurs de charge max. admissibles des parties de meubles. Pour plus de détails, cf. la notice de montage et www.rauchmoebel.com/load.
NL Houd de maximaal geoorloofde belastingswaarden van de meubeldelen aan. Voor details verwijzen wij naar de montagehandleiding en www.rauchmoebel.com/load.
IT Rispettare la portata max. permessa degli elementi del mobile. Per dettagli si vedano le istruzioni di montaggio e si vada al sito www.rauchmoebel.com/load.
SI Upoštevajte največjo dovoljeno obremenitev delov pohištva. Podrobnosti najdete v navodilih za montažo in na www.rauchmoebel.com/load.
XS HR BA Pridržavajte se maks. Dozvoljenih vrijednosti opterećenja elemenata namještaja. Detalje vidi u uputi za montažu i pod www.rauchmoebel.com/load.
HU Tartsa be a bútorelemek max. megengedett terhelési értékeit. A részleteket lásd a szerelési útmutatóban és a www.rauchmöbel.com/load címen.
BG Спазвайте макс. допустимите стойности на натоварване на мебелите. За подробности виж ръководството за монтаж и www.rauchmoebel.com/load.
CZ SK Dodržujte max. přípustné hodnoty zatížení nábytkových dílů. Podrobnosti viz návod k montáži a www.rauchmoebel.com/load.
SE Följ max. tillåten belastning av möbeldelarna. Mer information finns i monteringsanvisningen och på www.rauchmoebel.com/load.
RO Respectaţi valorile de solicitare max. admise pentru corpurile de mobilier. Pentru detalii consultaţi instrucţiunile de montaj şi adresa de internet www.rauchmoebel.com/load.
ES Respete los valores máximos de carga admisibles para las piezas de los muebles. Consulte los detalles en las instrucciones de montaje y en www.rauchmoebel.com/load.



D CH AT LI LU Zur Möbelreinigung ein mit Wasser befeuchtetes, fusselfreies Baumwolltuch verwenden. Gereinigte Flächen immer trockenreiben!
GB US To clean the furniture only use a water dampened lint-free cotton cloth. Once cleaned, always wipe the surfaces dry.
FR BE NC Utilisez un chiffon en coton non pelucheux humidifié avec de l'eau pour nettoyer les meubles. Séchez systématiquement les surfaces nettoyées en les frottant !
NL Gebruik een met water bevochtigde, pluisvrije katoenen doek om de meubels te reinigen. Wrijf gereinigde oppervlakken altijd droog!
IT Per pulire il mobile utilizzare un panno di cotone inumidito d'acqua e che non perde pelucchi. Asciugare sempre le superfici che si sono pulite!
SI Za čiščenje pohištva uporabljajte vlažno bombažno krpo, ki ne pušča vlaken. Očiščene površine vedno obrišite do suhega!
XS HR BA Za čišćenje namještaja koristite sa vodom navlaženu pamučnu krpu koja ne ispušta vlakna. Očišćene površine uvijek obrišite suhom krpom!
HU Bútortisztításhoz vízzel benedvesített, nem szálazódó pamutkendőt használjon. A megtisztított felületeket mindig törölje szárazra!
BG За почистване на мебелите използвайте навлажнена с вода, неизпускаща влакна памучна кърпа. Почистените повърхности винаги да се изтриват до сухо!
CZ SK K čištění nábytku používejte bavlněný hadr neuvolňující vlákna, navlhčený ve vodě. Vyčištěné plochy vždy utřete do sucha!
SE För möbelrengöring används en luddfri bomullsduk fuktad med vatten. Rengjorda ytor ska alltid torkas torra!
RO Pentru curăţarea mobilei utilizaţi o lavetă din bumbac fără scame umezită cu apă. Suprafeţele curăţate se şterg întotdeauna până se usucă!
ES Emplee un paño de algodón humedecido con agua y libre de pelusa para la limpieza de los muebles. ¡Seque siempre las superficies que ha limpiado!

www.rauchmoebel.de/pflege
www.rauchmoebel.com/care

RU LV LT GE
Эту информацию на других языках вы найдете по адресу

MK
На други јазици, овие информации можете да ги најдете на

www.rauchmoebel.de/gbhw

GR CY
Αυτές τις πληροφορίες θα τις βρείτε και σε άλλες γλώσσες εδώ

PL
Te informacje sa dostepne w dalszych jezykach na stronie

PT
Estas informacoes tambem podem ser obtidas noutras linguas em.

TR
Bu bilgilere diger dillerde buradan ulasabilirssiniz

DK
Disse oplysninger findes pa flere sprog under